

BOCA RATON AIRPORT AUTHORITY

OPERATIONS AND NOISE ABATEMENT REPORT



MARCH
2022

MARCH 2022

OPERATIONS REPORT



24%

TRAINING



53%

IFR



23%

VFR

OPERATIONS BREAKDOWN

Chart 1: Breakdown of last month's operations based on type of operation (ex. Training, Instrument Flight Rules, Visual Flight Rules). An operation is counted as an arrival or a departure, a touch-and-go operation counts as two operations.



8,496

MARCH 2021

-21%



6,673

MARCH 2022

TOWER OPERATIONS

Chart 2: March 2021 operations compared to March 2022 tower operations.

ABBREVIATIONS:

*IFR (Instrument Flight Rules): Planes flying on an instrument flight plan - Primarily jets. VFR (Visual Flight Rules): - Primarily propeller aircraft.
TFR (Temporary Flight Restriction): Airspace flight restriction imposed by the Federal Aviation Administration (FAA) when there is a government VIP or special event in the area.*

MARCH 2022


OPERATIONS REPORT



JET A FUEL REPORT

Jet A: Aviation fuel designed for use in aircraft powered by gas-turbine engines (jet aircraft).

Chart 3: Month of March 2021 deliveries of Jet A in gallons compared to March 2022 deliveries of Jet A.



AVGAS FUEL REPORT

Avgas: Aviation gasoline designed for use in piston-engine aircraft.

Chart 4: Month of March 2021 deliveries of Avgas in gallons compared to March 2022 deliveries of Avgas.

MARCH 2022 NOISE ABATEMENT REPORT

NOISE CONCERNS BY HOUSEHOLD PER QUADRANT

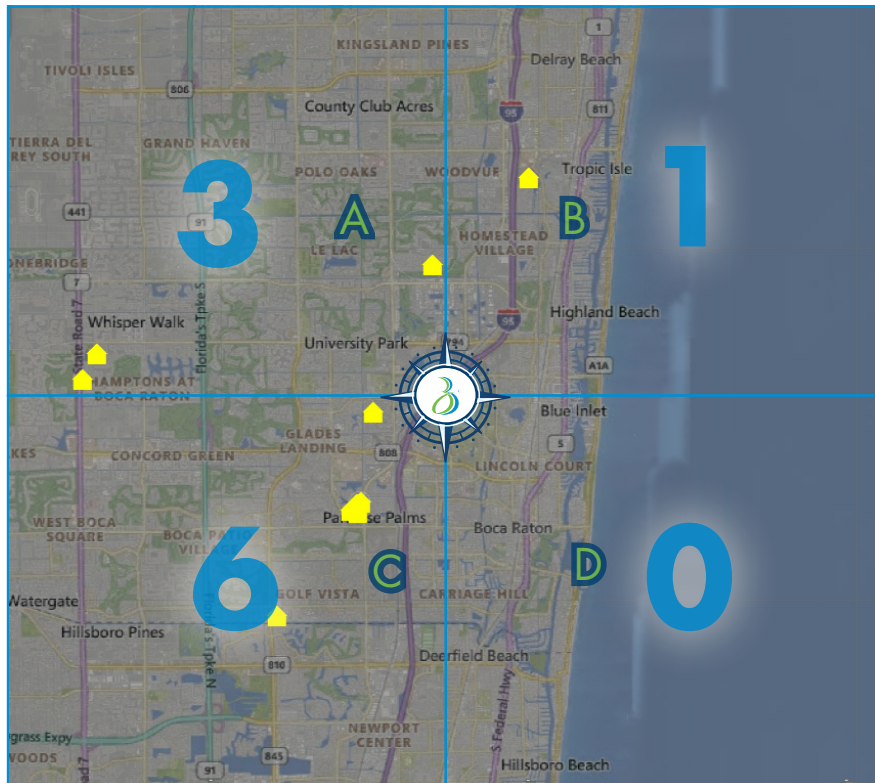


Chart 5: Noise concerns submitted via telephone, email, or on our website are tracked by quadrant where the noise con-

Name	Community	Quadrant	Runway	A/D/O/T*	Concern	# Calls
Wolf Lehmkuhl	Wimbledon Villas	C	N/A	N/A	Low and Loud	718
Adam Cogley	Wimbledon Villas	C	N/A	N/A	Low and Loud	289
Ross Rosenberg	Wimbledon Villas	C	N/A	N/A	Low and Loud	183
Allison Bolah	Wimbledon Villas	C	N/A	N/A	Low and Loud	29
Lorna Johnson	Wimbledon Villas	C	N/A	N/A	Low and Loud	28
Hunter Betancourt	Southwind Lakes	A	5	A/O	Low and Loud	2
Joan Elsner	Edge Water at Boca Pointe	C	5	A	Low and Loud	1
Lynn Sidlo	American Homes Boca Raton	A	5	A	Low and Loud	1
Chris Graham	Tierra Verde	B	23	A	Low and Loud	1
Judy Angel	Pheasant Walk	A	5	D	General Aviation	1
Marlys Cordes	Boca Bath and Tennis	C	5	A	Loud	1

*A: Arrival, D: Departure, O: Overflight, T: Touch and Go.

Chart 6: List of callers who submitted noise concerns via telephone, email, or on our website during the month of March.

MARCH 2022

NOISE ABATEMENT REPORT

63

TOTAL NIGHT OPERATIONS

OPERATIONS - MONTHLY CUMULATIVE TOTAL PER HOUR

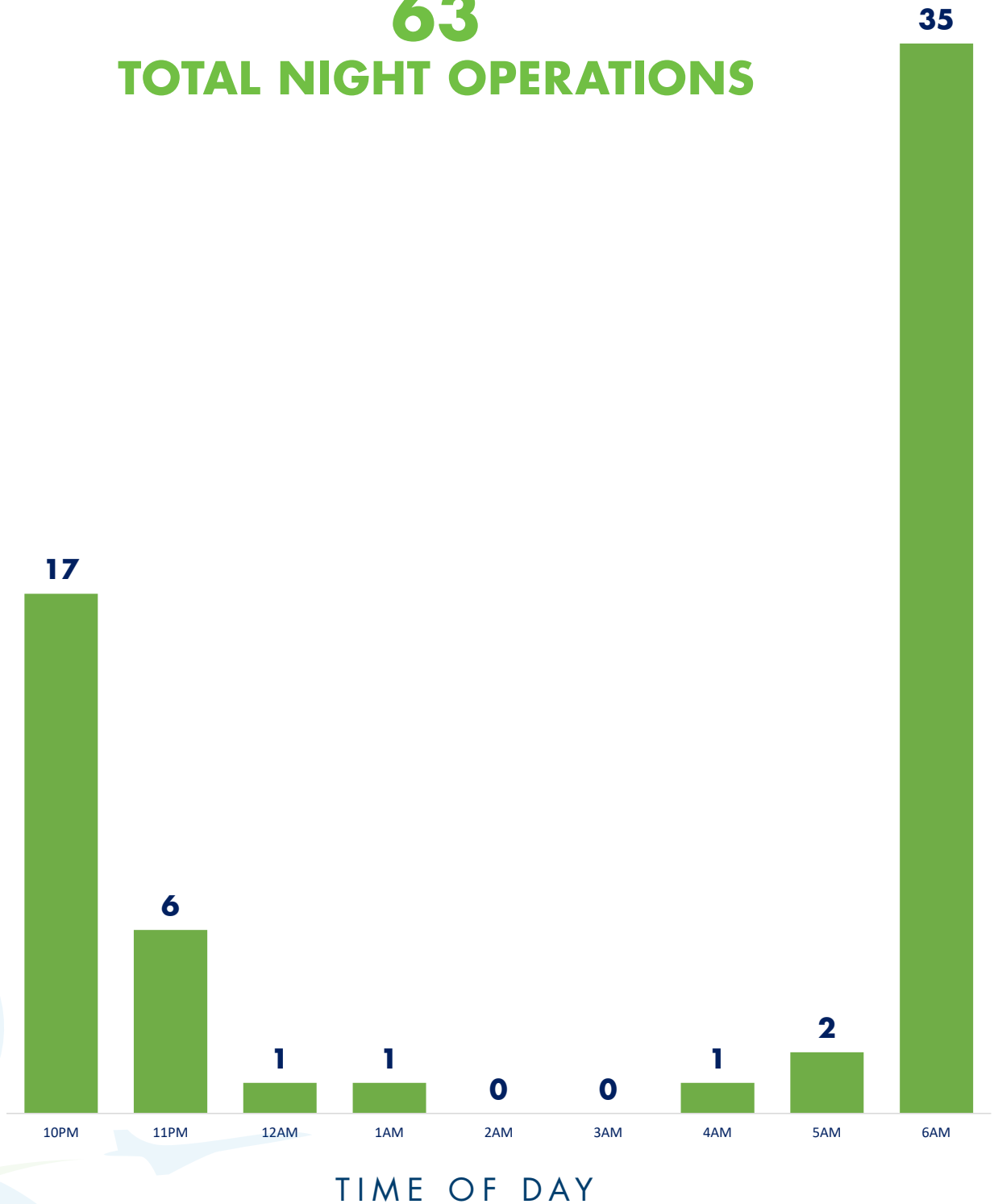


Chart 7: A voluntary curfew operation is an operation that occurred during our voluntary night curfew from 22:00 – 07:00. Chart breaks down the number of operations per hour during the voluntary curfew period in March 2022.

MARCH 2022

CUSTOMS OPERATIONS REPORT



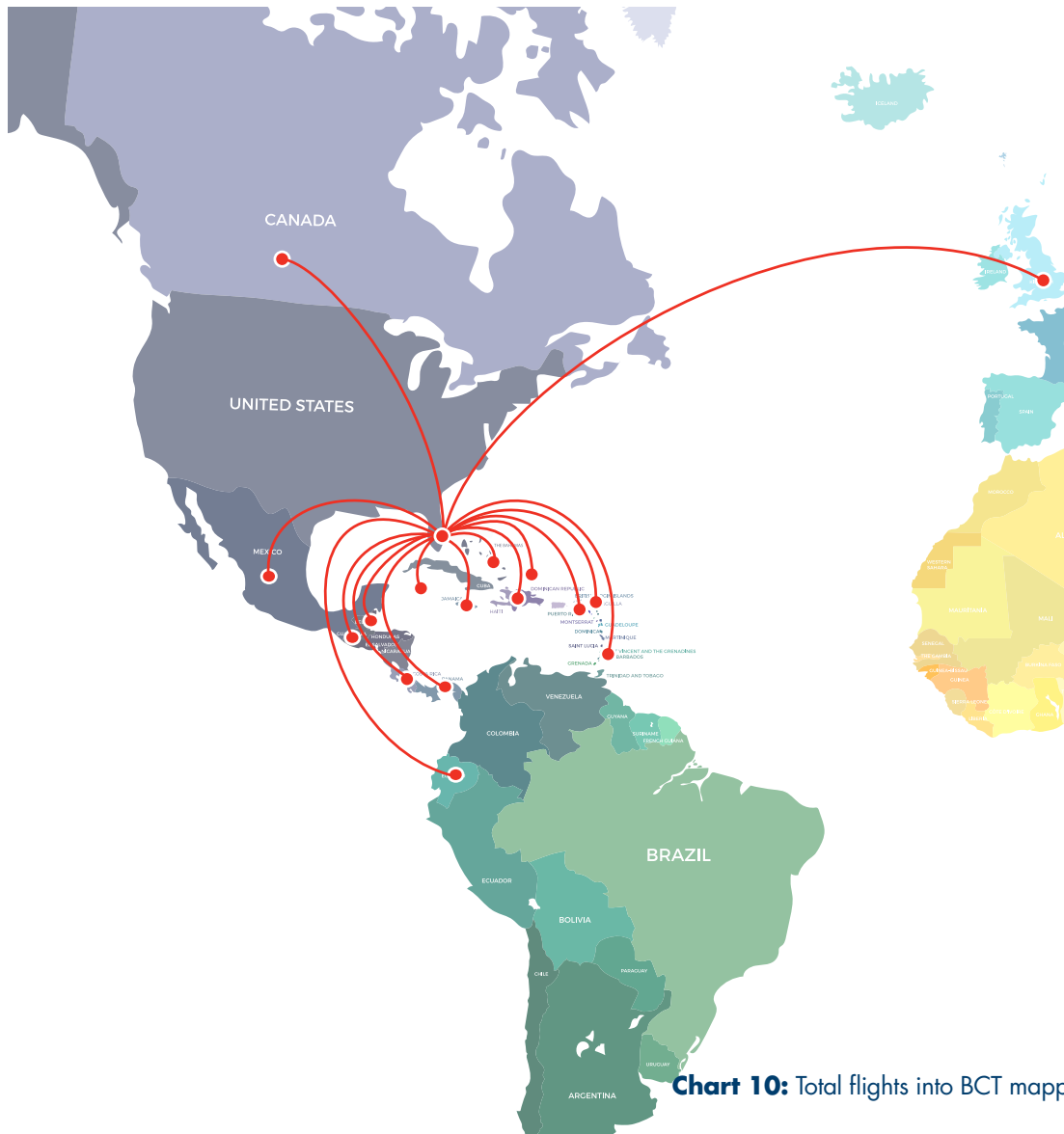
Chart 8: Total aircraft operations and total passengers during the month of March 2022.



Chart 9: Total vessel operations and total passengers during the month of March 2022.

MARCH 2022

CUSTOMS OPERATIONS REPORT



Country	No. of Flights
Bahamas	131
Canada	31
Turks & Caicos	15
Costa Rica	9
St. Maarten	8
Dominican Republic	7
Mexico	5
Barbados	4
Grand Cayman	3
St. Vincent	3
British Virgin Islands	3
Anguilla	2
Antigua	2
Panama	2
Guatemala	1
Jamaica	1
United Kingdom	1
Ecuador	1
Belize	1
St. Kitts	1
St. Thomas	1

Chart 10: Total flights into BCT mapped by country of origin.

MARCH 2022

CUSTOMS OPERATIONS REPORT






Chart 11: Total operations by type of aircraft.

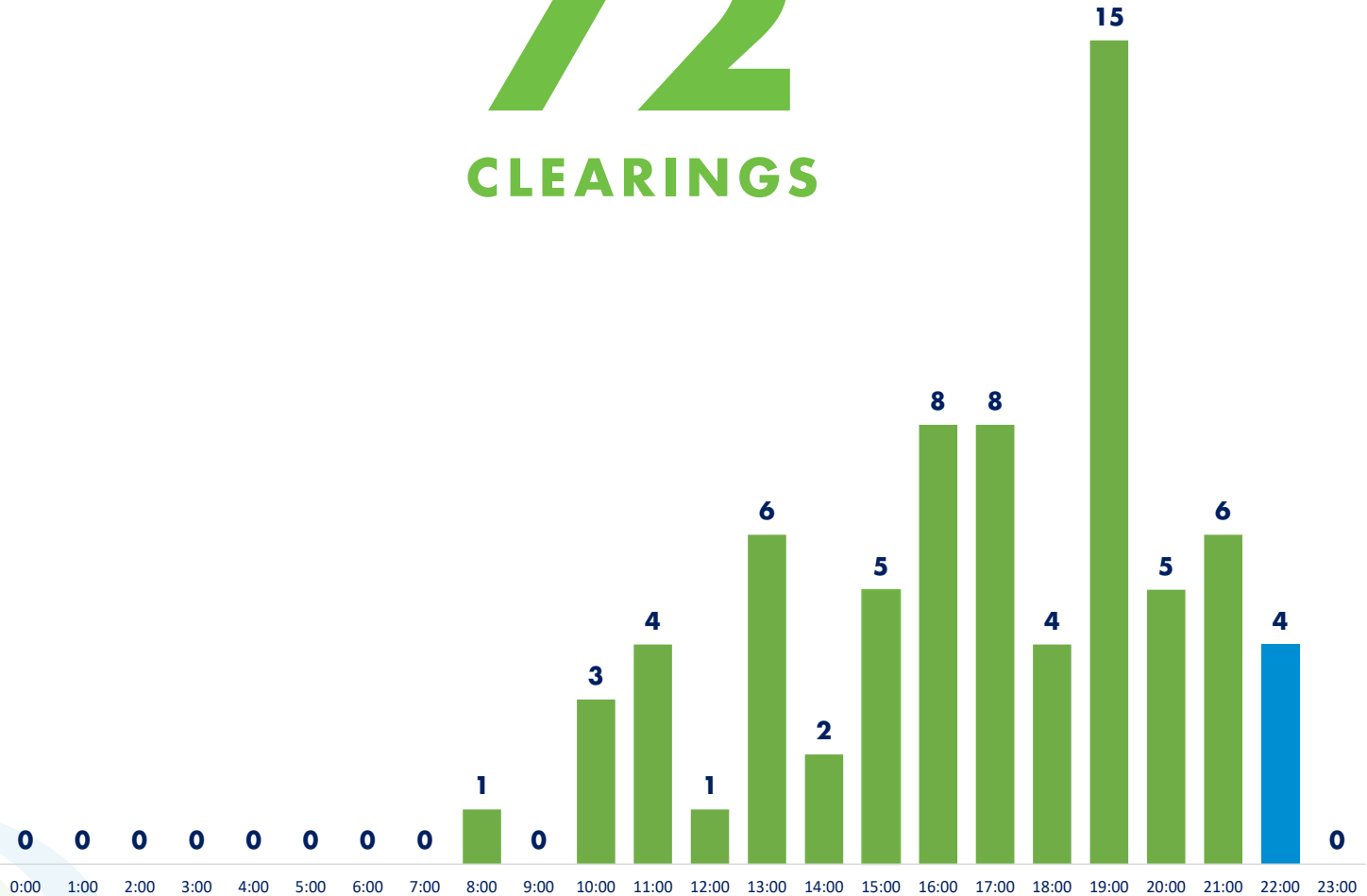
MARCH 2022

CUSTOMS OPERATIONS REPORT

AFTERHOURS CUSTOMS CLEARINGS

72

CLEARINGS



4 OUT OF 72

DURING VOLUNTARY CURFEW

Chart 12: An afterhours clearing refers to any aircraft who clears Customs outside of their normal hours of operation. These hours are Thursday - Monday from 10:30 - 18:30. This includes all aircraft who clear on Tuesdays and Wednesdays. Voluntary Curfew hours clearings refer to any aircraft who clears customs between the hours of 22:00 - 07:00.

MARCH 2022

CUSTOMS OPERATIONS REPORT



Chart 13: March 2021 total clearings compared to March 2022.

